



The Midwives Alliance Statistics Project

Division of Research, Midwives Alliance of North America (MANA)

611 Pennsylvania Avenue, Suite 1700, Washington, D.C. 20003-4303



What is the MANA ?

- A broad-based organization for all midwives since 1982 that honors the diversity of educational backgrounds and practice styles
- Works to unify and strengthen the profession of midwifery thereby improving the quality of health care for women, babies, families and communities
- Membership includes CPMs, CNMs/CMs, Licensed and Registered Midwives, traditional midwives who serve special populations such as the Amish or indigenous communities, and foreign trained midwives

What is the History of MANA Data Collection?

- MANA has collected data on planned midwife attended home births since 1993
- Contributors for CPM 2000 (Johnson & Daviss, BMJ June 2005 - see below)
- Current form 2000-present with very few changes
- Web-based data collection system launched in 2004
- Revised web-based form expected by end of 2008

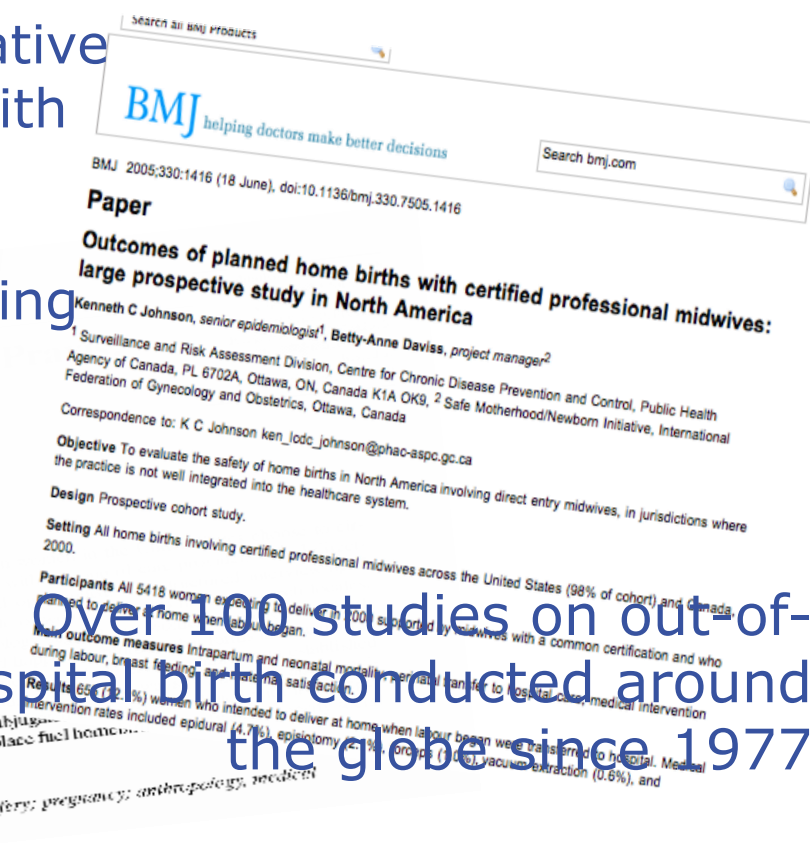
Research into Midwifery Care

Quantitative and qualitative studies of home birth with direct-entry midwives recently published or in planning or data gathering phases

Homebirth as Systems-Challenging Knowledge, Power, and Intimacy in the Birthplace

Melissa J. Cheung
Oregon State University, Corvallis, Oregon, USA

In this article, I examine the processes and interventions involved in the decision-making process surrounding home birth. I analyze a series of interviews with midwives, participants, and observers to understand the complex, situated, and often contested nature of home birth. I explore the ways in which home birth is a site of systems-challenging knowledge, power, and intimacy in the birthplace. I discuss the ways in which home birth is a site of systems-challenging knowledge, power, and intimacy in the birthplace. I discuss the ways in which home birth is a site of systems-challenging knowledge, power, and intimacy in the birthplace.

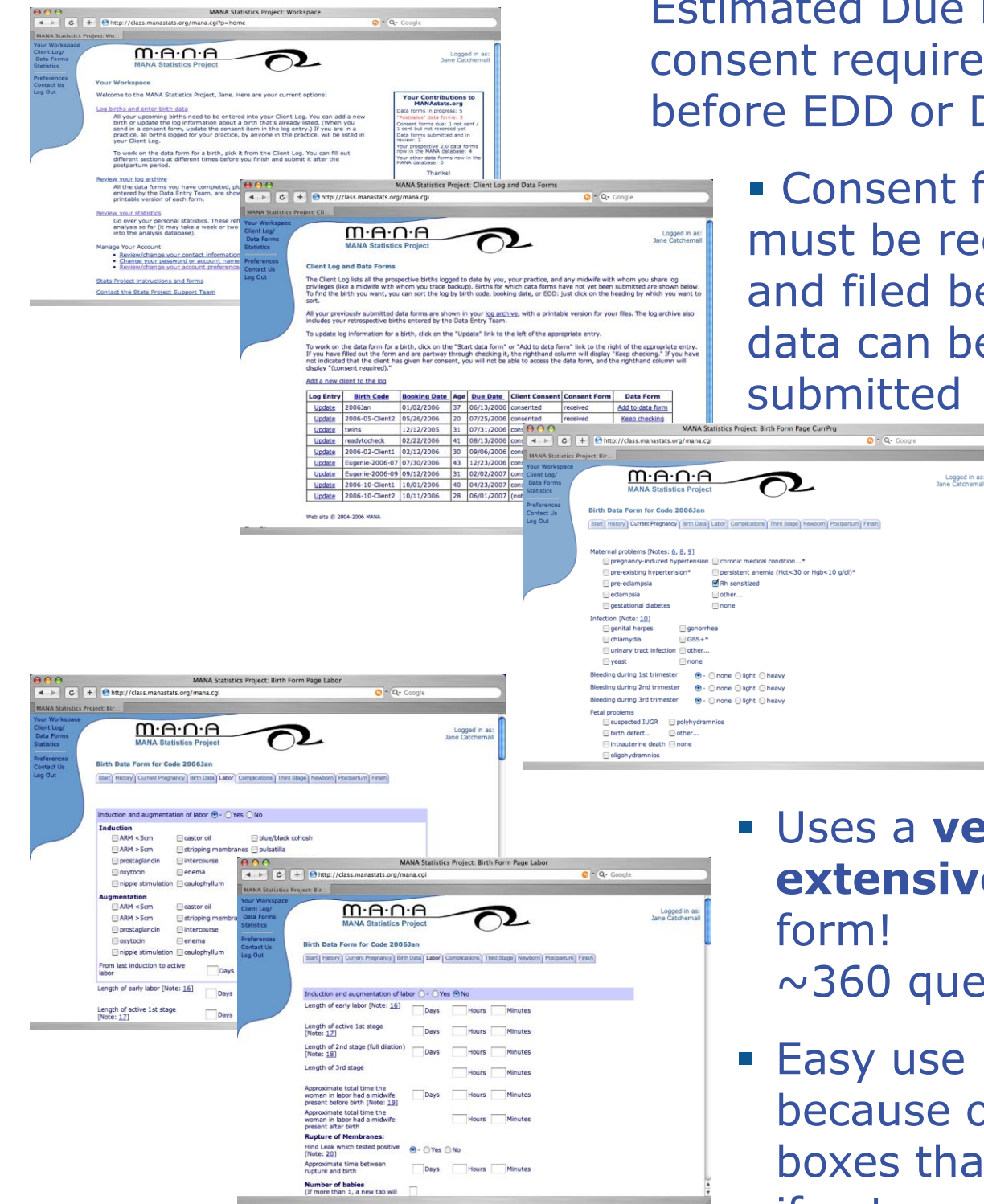


over 100 studies on out-of-hospital birth conducted around the globe since 1977

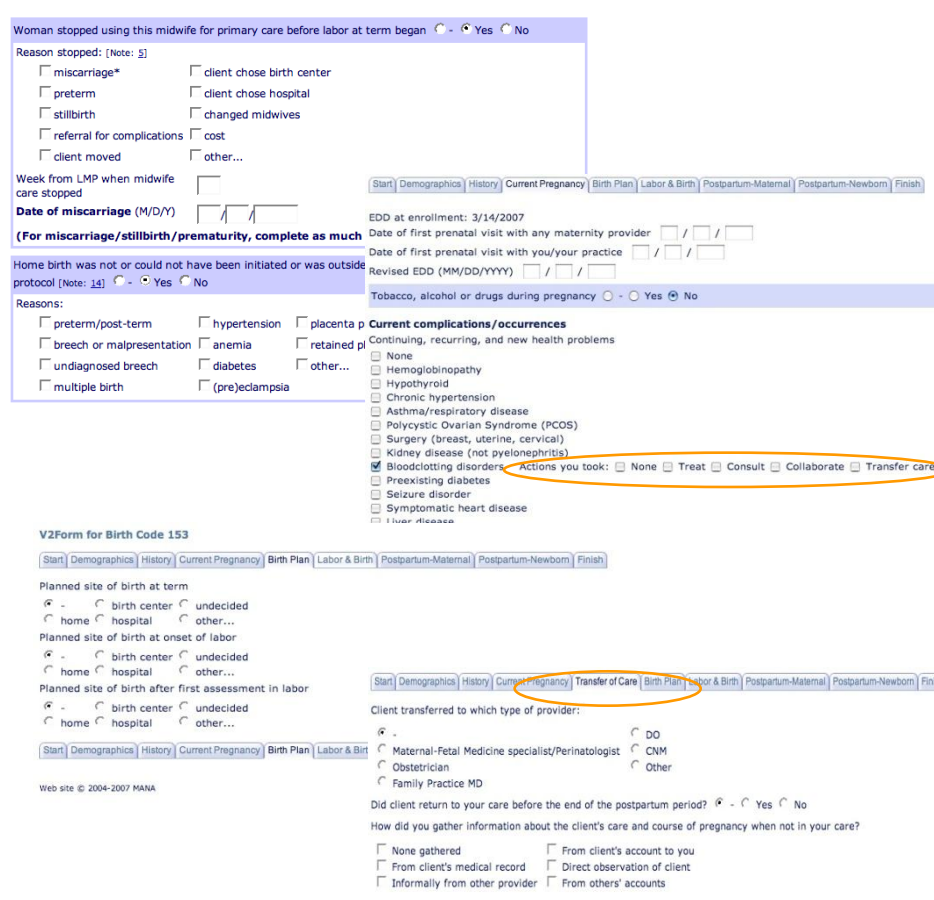
Data Collection Goals and Research Agenda

- Collect representative data through broad participation of midwives, under a tight prospective data-collection protocol
- Collect high-quality data, minimizing errors/missing data, minimize time between submission and use for research
- Satisfy contributors' need for personal/practice statistics
- Create a sustainable community-based registry, useable by groups tracking midwifery care
- Evaluation of all aspects of midwifery care in terms of safety, optimal maternal, fetal, and family outcomes, and cost effectiveness

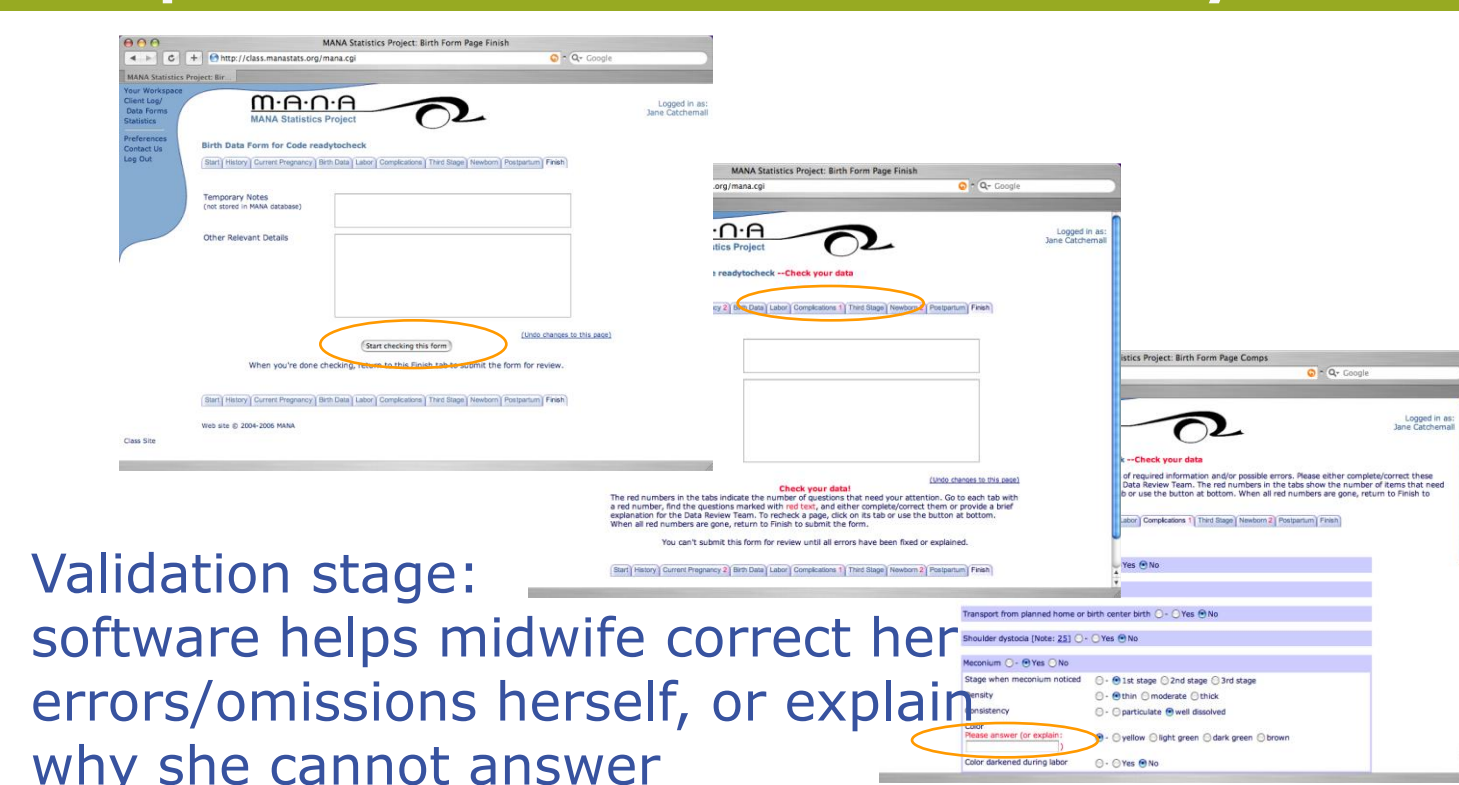
Custom Data Collection for Out of Hospital Birth



- Birth logged before Estimated Due Date, consent required before EDD or DOB
- Consent form must be received and filed before data can be submitted
- Uses a very extensive data form! ~360 questions
- Easy use because of boxes that close if not needed



Special Feature of the MANA Stats System



Validation stage: software helps midwife correct her errors/omissions herself, or explain why she cannot answer

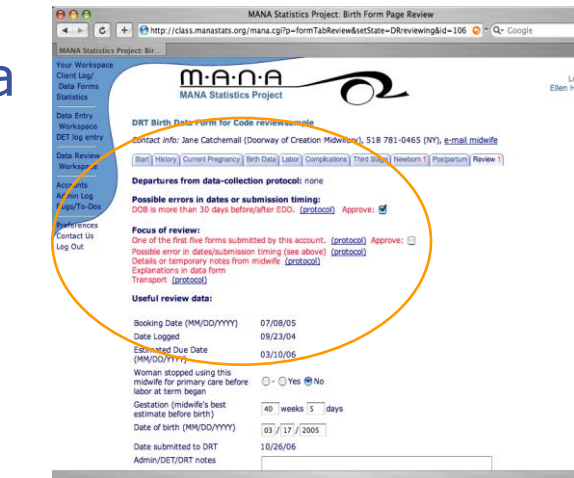
Recent Upgrades to Web System

New data-collection instrument:

- Expanding to include birth in all settings
- Branching form for different birth scenarios
- Two concurrent data forms:
 - Minimal form focused on safety and efficacy, designed for comparison with other datasets and computing Optimality Index
 - A longer form more descriptive of midwifery
- Both forms can display temporary sets of prospectively-designed research questions ("modules")

Data Review

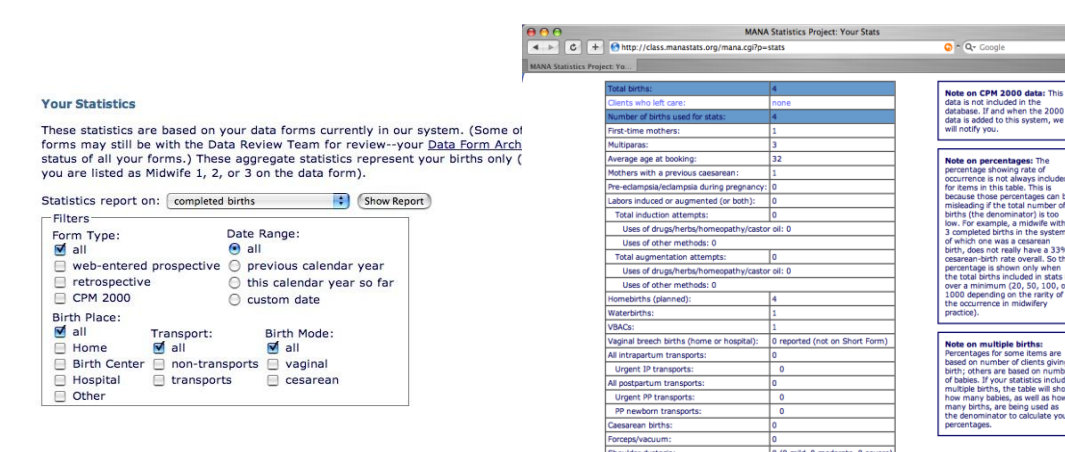
- Review of selected data forms after the midwife has completed them, by a team of trained reviewers according to a protocol
- Insures consistent use of the data collection instrument, by educating contributors when needed
- Provides for continuous improvement of the data collection instrument
- By doing review as forms are submitted, research-ready data is available sooner



Research with MANA Data

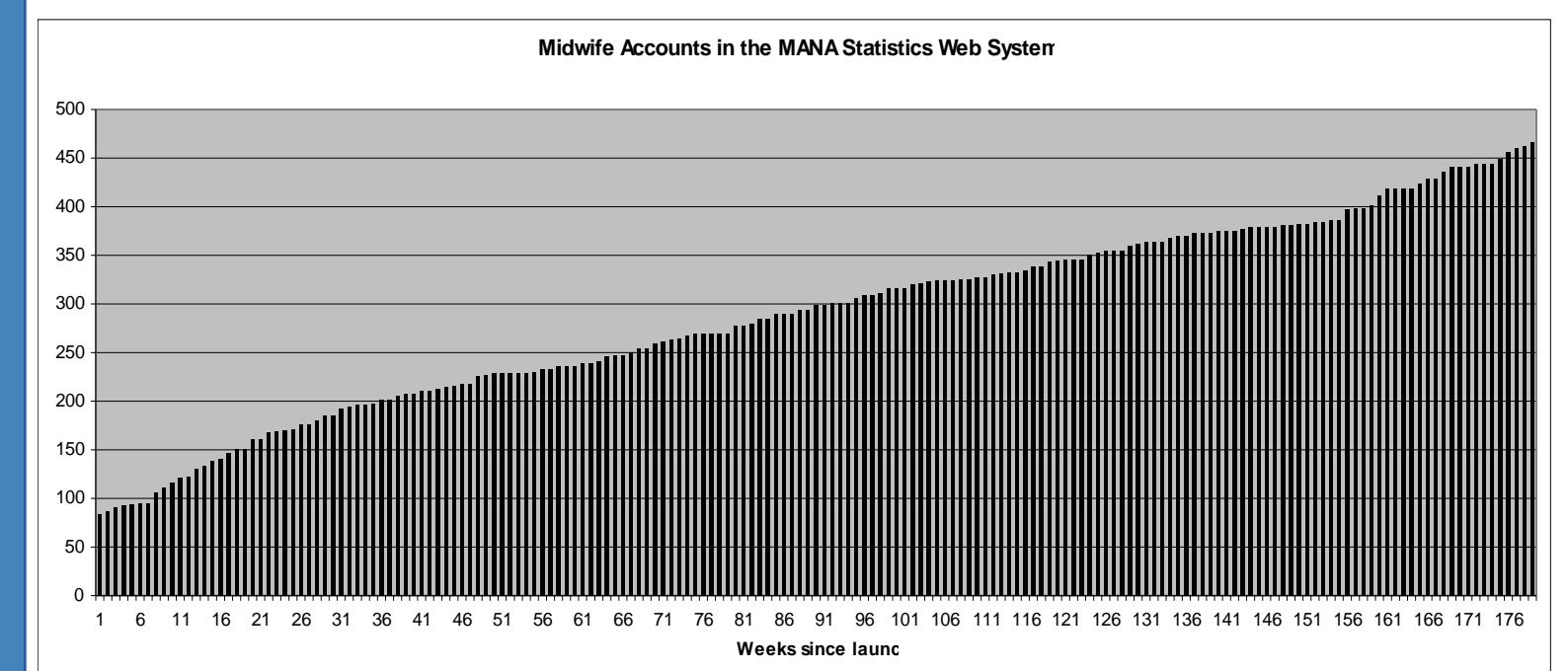
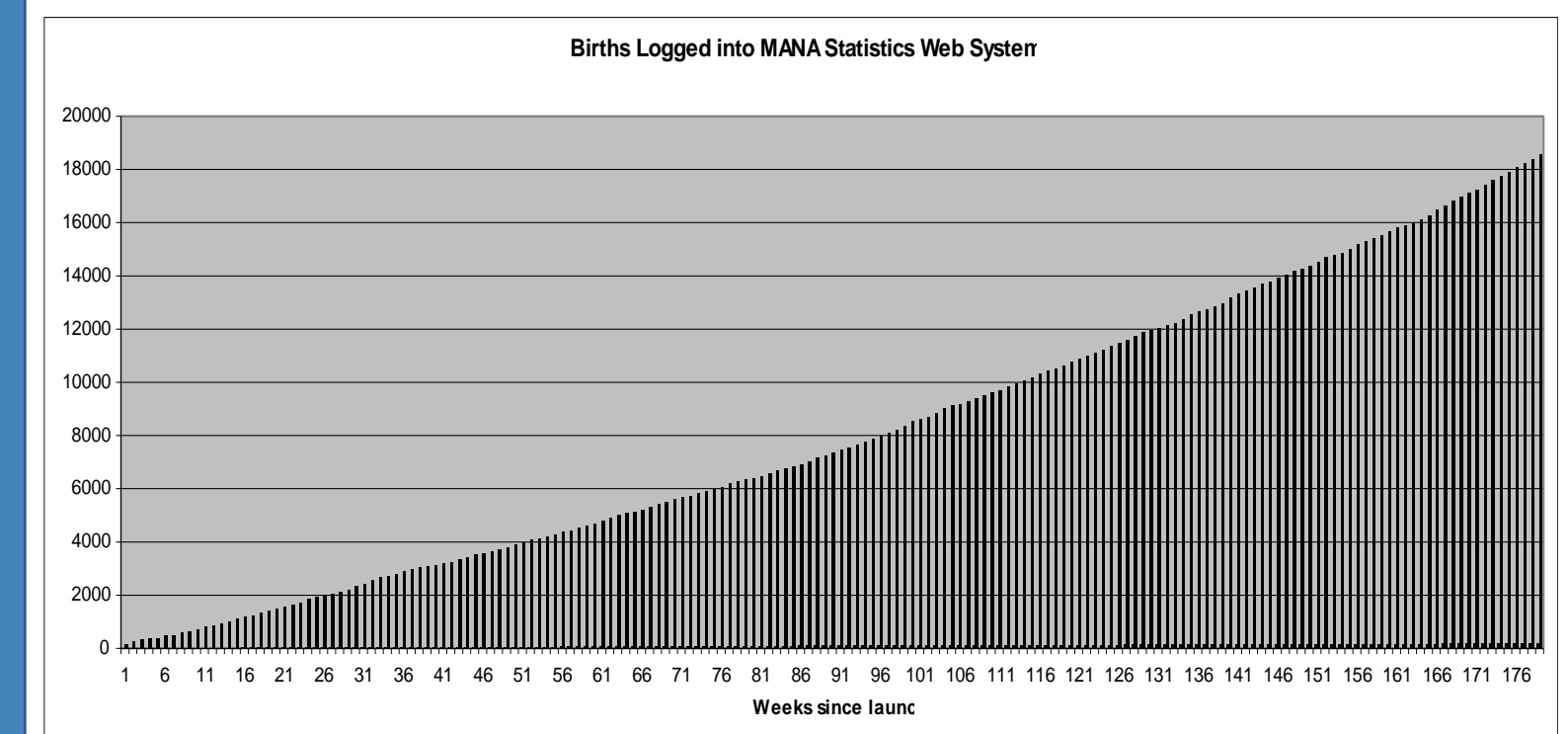
- Information on access to MANA data will be provided on www.mana.org when data is available
- Access by qualified researchers will be granted based on application process/review. IRB approval required.
- Data provided electronically via export protocols which will facilitate utilization of common statistical analysis packages.
- MANA supports the principles of Community-Based Participatory Research (CBPR).

Using Statistics



Contact research@mana.org for information on how to obtain an organizational account to view aggregate member stats.

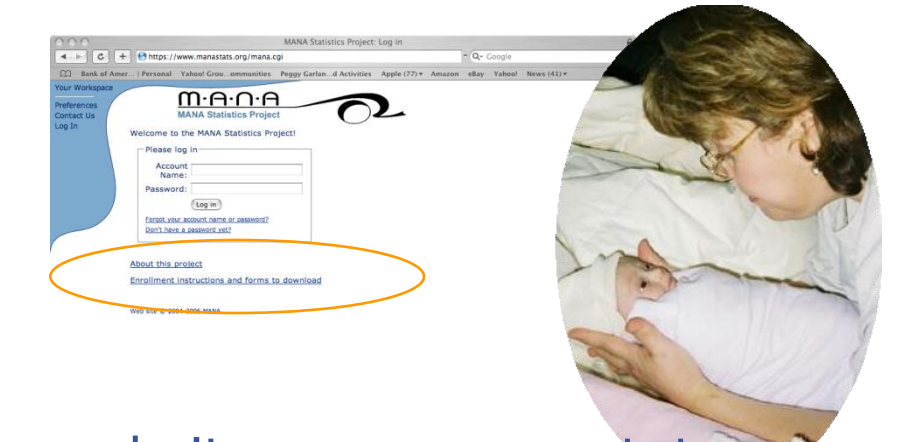
Project Users and Records to Date



Future MANA Research

- Approx. 20,000 records expected by end of 2008 when dataset will be completed, available for research at that time
- New data set using newly designed form will begin as current form phases out
- Research utilizing prospective protocols can be designed for the new dataset
- Topics under consideration (from the MANA Research Agenda): further evaluation of safety questions, including issues in transport and transfer of care, VBAC at home

Becoming a MANA Stats Contributor



Go to website www.manastats.org

Contact Information

Midwives Alliance of North America
611 Pennsylvania Avenue SE
Suite 1700
Washington, D.C. 20003-4303
research@mana.org



www.mana.org